

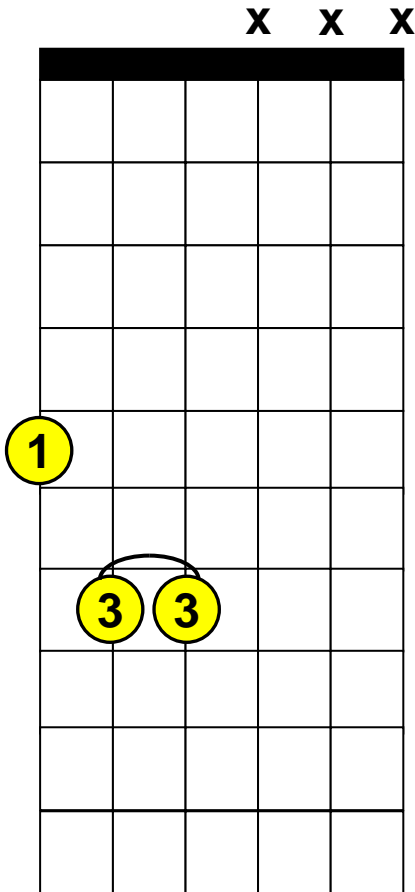
# Power Chords Lesson - "E String" (3-note chord shapes)

X = Do not play string

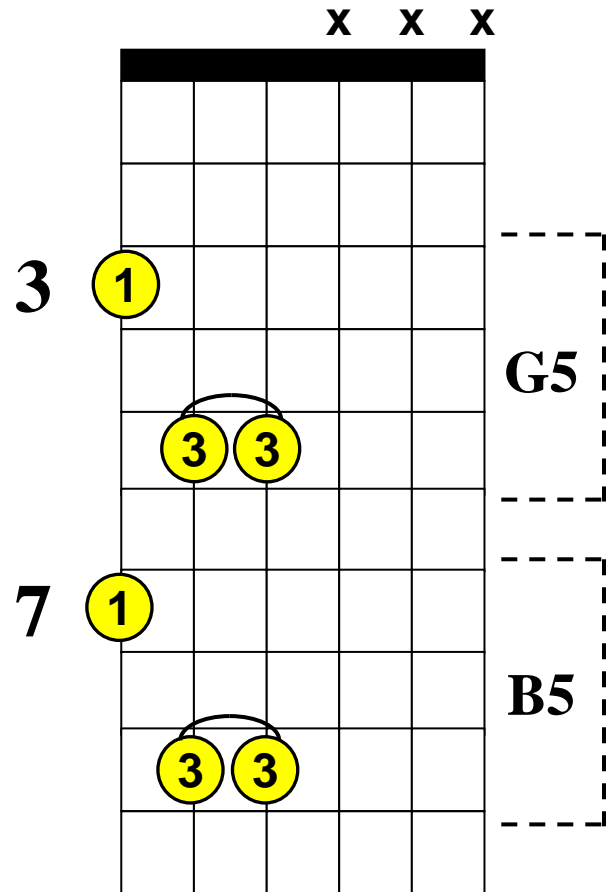
Indicates the fret number

5


## "A5"



## "G5 and B5"



Shown above are the 3-note power chord shapes – these "3-note" power chords will sound "fatter" than the "2-note" power chords. Power chords come in different variations and shapes. Power chords sound best with "distortion" and are "movable" just like barre chords. As long as you know the names of the notes on the "E" string you can move this power chord shape up and down the fret board to different keys, chords, etc.

The barre  indicates to place the 3rd finger over both notes.

AVCSS  
**GUITAR WORLD**  
*Nothing like it on the Web...*